



The Porthole



March/April 2019

Newsletter of the Mason-Dixon Chapter of the BCA

UPCOMING EVENTS -- MARK YOUR CALENDER

Mason-Dixon chapter items are in red

2019

March 1st – Final day to pay your 2019 Dues. Any member that fails to pay dues by this date will be dropped from the roster. See renewal form at the end of the newsletter.

Now thru April. The AACA Museum has a main exhibit called "Land Yachts" This exhibit features a beautiful assortment of Post-WWII luxury convertibles, including Dick Beckley's 1966 Wildcat and 1969 Electra 225, along with his 1949 Chrysler Town & Country. There is also a 1959 Electra 225 convertible in the exhibit, as well as an assortment of Cadillacs, Packards, Lincolns, Imperials, and more. If we schedule the tour in advance with the Museum, we can also arrange for a "Behind the Scenes" tour that will include the two storage buildings, not normally available to the public.

March 9th Saturday - Mason-Dixon Gas and oil collectors show at Fredrick MD. Fairgrounds doors open at 8:00 AM. See information at the end of this newsletter.

March 15-18th – 29th Annual Antique Automobile Pre-War Swap Meet - Chickasha, OK, Grady county fairgrounds, Chickasha, OK. The largest pre-war swap meet in the USA.

Sunday, March 24th - Mason-Dixon Chapter Membership Meeting. 3 p.m., Hoss' Restaurant, Mechanicsburg, PA. Come for dinner first then meeting.

Sunday March 31 – Morgantown Classic Car Mall Swap Meet & Car Corral, which has hundreds of vintage cars displayed. Most are cars for sale on consignment, but some belong to the owner of the facility. The display includes many very rare old cars and trucks, as well as the later models. They have a website in case you want to check it out further. On March 31, this facility is hosting a car corral and swap meet.

Wednesday April 3 and Thursday April 4 – Morphy Automobilia & Petroliana Auction, including major license plate collections – 2000 N. Reading Road, Denver PA 17517 – for information, info@morphyauctions.com.

Saturday April 6 - "Diner Day" at the Boyertown Museum

Wednesday-Sunday April 17-21 – Spring Carlisle

Thursday through Saturday April 25-26-27 - Carlisle Auction (held in conjunction with Spring Carlisle)

Saturday April 27 – AACA Museum is sponsoring a motorcoach trip to the New York Auto Show

Friday evening May 10 – Evening Reception at AACA Museum prior to the opening of the new Studebaker exhibit on Saturday May 11 (tickets or invitation required)

Saturday May 18 – Kelly Cadillac Show – Central Penn CLC 30th Annual Spring Show – 12th consecutive year sponsored by Kelly Cadillac - all makes of cars cordially welcome!

Sunday May 19 – Mason-Dixon BCA Meeting – C&D Bar & Grill, New Oxford PA

June 1 – Pre-War Cruise-in, Chambersburg, Pa. 11 AM – 3 PM Public welcome. Hosted by Gear House Brewing Company and Hub City Model A Ford Club. [Gear House Brewing Company](#) - 253 Grant Street, Chambersburg, Pennsylvania 17201

June 12-15 - BCA National Meet, Midwest City, Oklahoma (suburb of Oklahoma City)

Sat. June 15 – Carlisle summer auction

June 22nd 2019 HERSHEY, PA. Mason-Dixon Chapter and Freysinger Buick/GMC will host their 11th annual Buick Show at the AACA Museum 161 Museum Drive Hershey, Pa. Peer judging with 6 Buick Classes, 3 classes for other makes modified and truck classes. Best of Show-Buick, Best of Show-other makes, Long Distance, Oldest Car. Dash plaques to the first 75 entries. Registration 8:30-10:30. Show 9-3. Registration \$15. Registration includes 1 free admission to the AACA Museum. Contact, Larry DiBarry 717-263-3804, dibarjo@hotmail.com or Dick Beckley 717-395-7128. dbeckley@epix.net

June 25-28 - The Riviera Owners Association have their annual National Meet in Gettysburg. For full details, go to www.rivowners.org.

June 26-29 – Barrett Jackson auction in Connecticut

July 18-19-20 – Central Penn Antique Auto Auction, Lock Haven, PA

Sunday July 21 – Mason Dixon Chapter BCA Picnic at Busch's (tentative date)

July 31-August 3 – Mecum Auction in Harrisburg

Sunday September 8 – Radnor Hunt Concours d'Elegance - NOTE: THE FEATURED MARQUE THIS YEAR IS BUICK. The Concours is the highlight of a weekend of activities at the historic Radnor Hunt in the heart of Chester County's horse country, 20 miles west of Philadelphia, PA.

Sunday September 22 – Mason-Dixon Chapter BCA meeting. More info in next newsletter

Sunday September 22 – VFR-CLC show at Lahaska (Peddler's Village) – starts at 9 a.m. - all GM cars welcome

October 2-6 - Fall Carlisle - Carlisle PA Fairgrounds/Carlisle Expo Center (Auction Thur./Fri./Sat. by Carlisle Auctions)

October 9-12 – Hershey Region AACA Fall Meet

Friday November 1 – Autos & Ales at AACA Museum

Sunday November 24 – **Mason Dixon BCA Dinner Meeting** - Hoss's Mechanicsburg

2020

July 15-18 – BCA National Meet, host hotel is Holiday Inn in Strongsville, Ohio (Cleveland area)

Support your Buick Club events! There are many car shows, but no others that focus specifically on our favorite marque.

Please Note....if you'd like to submit any information, articles, cars for sale...whatever....contact newsletter editor John Hess at (717) 757-7666 or via email at: hocusfocus@verizon.net or via snail mail at 1285 Christensen Rd., York, Pa. 17402.

Directors Message

When Will Spring Arrive?


The end of February and all is cold and wet. Most of us are longing to get our Buicks out and into some dry, spring sunshine. I was looking through Joan's cook book for meatloaf recipes to place in the porthole in case we did not have any member submitted articles this month. Chuck Hoffman came through with his on **3-D printing of parts**. I did include a follow up relating my experiences.

I am hoping that I can get enough done on my 1925 to have her on the road as soon as the weather finally turns. While freezing weather prevailed I took up the challenge of machining a new stainless steel water pump shaft and new bushings. Over 90 years of use and abuse makes the pump a continual leaking problem. As opposed to modern style water pumps with modern lip seals, these had a graphite packing that turned abrasive in operation. The assembly has 36 parts compared to about 10 on a modern application. Quite a puzzle to remove and install.

Pump ready for removal



Worn and corroded shaft packing and bushing area after 94 years



Turning the new stainless shaft on my lathe

This past weekend we attended the 37th **Sundae at The Movies** sponsored by the York Antique Car Club. John and Hillary Hess performed their usual magic but I was even more impressed this year when Hillary did an outstanding piano accompaniment to some of their silent films. The pleasure was all ours! Please see the upcoming events on the calendar the next being the Tour to the Spring Oil and Gas show at the Frederick, MD. Fairgrounds for March 9th.

Last time I mentioned our "never a dull moment" situation on the BOD. We have voted on **Plante Moran** to perform the long overdue audit of the BCAs finances. As of this writing the final contract has been approved and may be signed by your reading this. **Cornerstone** is the new BCA office managers as you may have noted if you have received your renewal. Coming with the April Bugle there are (as of now) 8 candidates to replace the 3 of us leaving the BOD. I wish I could say that it has been fun but it has not for reasons I will not go into here.

Another tour suggestion is of an April tour to the Boyertown Museum. Others are noted on the calendar. Our 11th Annual Mason-Dixon /Freysinger Show is set for June 22nd. At our January 27th meeting at the C&D Grill Route 30 Cross Keys we started setting up volunteer positions. Dick Beckley has been instrumental in securing the continued sponsorship of Freysinger's at the AACA Museum site. Also we need to be making plans for the BCA Nationals in Oklahoma June 12th-15th.


Larry



Just letting the membership know about the current exhibit at the AACA Museum. Joan and I went recently. Dick and Karen Beckley were approached to display several of their cars. Here are the 3 that we saw posed for display.



1965 WILDCAT in the front lobby.



1969 Electra at the drive in movie display.



Their 1949 Chrysler Town and Country. Somewhere along Route 66.

Many other large American "Land Yachts" on display through April 28th.

3D PRINTING FOR CAR RESTORATION



Since 3D printing became more accessible I've followed the industry and technology knowing it would be helpful in my restoration hobby. I was just waiting for prices to come down and printed parts resolution to go up. The stars were aligned and I recently decided to jump in.

Home 3D prints can be used for replacement plastic parts or to make forms for cast aluminum or steel parts. A good home 3D printer that prints in plastic can be had for less than \$1,000 and a 3D scanner can be purchased for less than \$2,000. You will need both of these to recreate parts as well as software to "fix" the part in the computer or recreate a missing part from scratch.

There are industrial 3D printers that can print directly in metal, but prices are still way too high, reaching the hundreds of thousands of dollars.

The biggest hurdle to cross for the home 3D printing of replacement parts or forms is the learning curve of the software needed to "fix" the broken part or draw the missing part from scratch so the printer has something to work with. For me just to learn the basics of the software took about 2 solid weeks and I am still learning 3 months in. I am a bit of a computer geek so it may take longer if you are not familiar with software. But like anything else the more you do it, the better you get. You cannot skip this step since the part you need is either broken or gone, though there are companies out there that will do the work and print your part for a price.

My test project was a coin slot on a game of chance where an ear was broken off the aluminum casting. I scanned the part into the computer, "cleaned up" the file and recreated the missing part of the casting. I then printed the fixed part and will use the print as a form to pour a new aluminum casting.




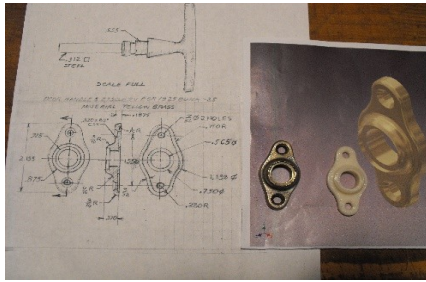
Restoration shops and well known restorers like Jay Leno are using the technology on a regular basis to get that nonexistent part for their restoration. The rest of us will be making them at home or even using a service to have cataloged parts printed to order. In the not too distant future there will be companies with files of obsolete parts that can be printed on demand. In fact the US military is already doing this for their obsolete parts.

I'll let you know when I make my first Buick part.

Chuck Hoffman




Before I retired I had already made several Buick Parts for my 1925 on our school's system. A replacement retainer for the cowl light originally stamped steel that usually rusted away. An escutcheon for a door handle that I had planned on using as a pattern for a brass casting.




Originals had been Die Castings. That system was somewhat problematic and limited. I believe the range was an 8" length. It seemed the feed was always hanging up and the simplest of items took over night to print. In the one class each student was required to develop a AutoCAD Inventor file and produce a part. Technology is to excite the student and most seemed to enjoy the design process and see the finished part on the screen. However, our "rapid prototyper" was anything but rapid. Knowing that their part would take many hours to complete did not impress them any longer. The equivalent of watching paint dry. There was a continual bottleneck waiting for student work to be completed. So I was able to use the system only a few times. Like you I had hoped for a reduction in price and an upgrade in utility.

My last project that a student and I were working on was a rather fragile die-cast part from the AC Speedometers of the time.



I was lucky to find an AC Buick Master unit that had minimal deformation of the part and was able to remove it without destroying it. We made sketches taking measurements with digital calipers and micrometers. Those we turned into an Inventor drawing. (ipt file) Then we found out the true character of the early die cast. Once removed from a stable enclosure the casting changed. Each week we had to reevaluate the present dimensions. We had hoped to print out several prototypes to achieve a final correct fit for the part. Well I retired and still have the files and no replacement part. After all the work on the documenting the part above I was able to find a bad Standard AC unit at Hershey to experiment on. I found out that the drum/pivot support was different in design between the Master and Standard versions. AC Buick Standard version below.



Typical 1920s AC speedometer (Buick Standard unit) with broken and crumbling components. I have yet to find a useable Standard unit to get dimensions from. Many of these parts could have the plastic media used to replace the die cast with equal stability. Back to the drawing board.

Larry

For Sale

Parts For Sale

Set of 1969 Electra tail lights. Used condition. \$50.00
1969 Electra 4 dr. Rocker stainless. \$20.00
1949 Buick radio with nice chrome grill. \$100.00
1969 Le Sabre Convertible deck lid. \$50
1937 series 40 headlight pods and misc. pieces from Jack Frank's estate.
If someone needs it I may have it.
Larry DiBarry 717-263-3804

Wanted

old signs, automobilia, petroliana, old gas pumps, barber shop collectables, etc.
Contact Dick Beckley at dbeckley@epix.net, phone 717-395-7128. PO Box 128, Lewisberry, PA 17339.

For Sale

1955 Buick Super Convertible **Submitted by Dick Beckley** This car is a very nice AACA Senior car that has been owned by the owner since 1989 and they are the 3rd owners. I have personally known the Weidenmeyer's for many years as well as this car. Rodney died in early 2017 and his widow is 83 and needs to sell the car. It's a great driver and shows very well and I'd add it to my collection if my garage was not already full.

Description is as follows:

One of 21 registered and never trailered. All books go with the car.

322 CI nailhead, 236 HP

Cherokee Red/w red leather

Variable pitch Dynaflow, 0-60 in 11.2 seconds

800-15 Wide Whites with Kelsey-Hayes Wire Wheels

Asking \$55,000

Connie Weidenmeyer, 206 Lincoln Dr., Reading, PA 19606-3629 Phone: 610-372-0264

For Sale

1971 455 CID Engine with (2) cylinder heads. (2) valve covers. Intake manifold. (1) 4 BBL Carb. (1) Air cleaner from a 1971 GS. \$600 for All. Fred White 717-767-8903

For Sale

2009 BUICK LUCERNE CXL-3. White Diamond with Titanium leather interior, one local owner, 13,700 actual miles, like new inside and out. Very well equipped including chrome wheels, heated seats, power seats and lumbar controls, rear parking sensors, blind spot warning lights, plus much more. If you wished you could buy a new Buick Lucerne for about 1/3 of the original list price, this is the right car. \$12,500. Paul Sevag, 610-496-4246.

For Sale

I have a 1970 Buick Wildcat, all original and stock, located in Ocean City, NJ. Considering selling to right buyer. Car needs body work due to rust, but has decent interior and 455-4 engine. would need to be towed. Here's a video that shows all ...https://youtu.be/aESicCtP_GM

If you know anyone who is interested, please let me know - Jerry 646-267-2014



Gas, Oil, Automotive and Advertising Swap Meet

This past March 2018 show turned out to be the largest Mason-Dixon Gas Show yet.

The additional building added to the show in 2015 was full with the
additional 20-25 vendor spaces.

The Great Frederick Fairgrounds • 797 East Patrick St., Frederick, Maryland

Free Admission – Free Parking – Food & Drink Available

Doors open at 7:00 AM Saturday to the public

From John Kuchtiak

I have organized a trip to the Mason Dixon Gas show on Saturday March 9 at the Frederick MD. Fairgrounds. I will have two rendezvous points. 1st one at the Sheetz on the corner of PA 94 and PA 30. I will be there at 6:45 am departing at 7:00 am. We will drive across Rt. 30 and rendezvous with Larry DiBarry at the Sheetz at the PA Rt. 30 and PA Rt. 15 intersection at 7:20 am, and depart at 7:30 am. We will drive down Rt. 15 on to the Frederick Fair Grounds. Please extend this invite to all YACC members. Larry will publish to the Buick folks on Sunday Jan. 27 at the Mason Dixon Chapter meeting. Have all interested parties contact me at 717-634-4001 (call or text), or email me at jkuchtiak@comcast.net. Once inside I imagine folks will go the direction they are interested in. However, when we all convene at the Show upon arrival, I will pole interest in all meeting for a sit down lunch together at a local restaurant and set it up that morning with a consensus of where to go. (My choice is Sabor De Cuba, Cuban food, and it is excellent. Cuban food is not spicy as one might think and is extremely flavorful, especially the pork dishes. (The Shamrock is also on the way back on Rt. 15 by Thurmount, and the food is excellent there as well, although I will make us a reservation that morning) whatever the majority would like is where we will go.

Look forward to seeing/meeting some folks at the Sheetz!

jkuchtiak@comcast.net. 717-634-4001

Mason-Dixon Chapter of the Buick Club of America

Dues Reminder Notice!

Dues are \$10.00 per year

Must be a member of the BCA to be a member of Mason-Dixon

This is the only notice you will receive!

Name _____

Address _____

City _____ State _____

Zip _____ BCA# _____

Phone _____ E-Mail _____

Buicks owned: Please list year, model, body style, etc.

Dues are \$10 per year, due no later than March 1 of each calendar year. You must be a member of BCA national to be a member of our Chapter.

Mail check payable to Mason-Dixon Chapter BCA to:

David Hare

418 McCosh Street

Hanover, Pa. 17331

Meetings are bi-monthly, last Sunday of the month, 3PM

6 Newsletters, by e-mail or snail mail if no e-mail

Annual show

Other Events as planned

Contact:

Larry DiBarry, Director dibarjo@hotmail.com

Phone 717-263-3804

Tim Spigelmyer, Assistant Director tlpsu@aol.com

Phone 717-514-5728